



# Installation and Polishing Process

of NXT Level SP (Salt & Pepper / Medium Aggregate)



Equipment Used: L30 series

**FEATURED PRODUCT**



NXT LEVEL SP

**FEATURED EQUIPMENT**



**LAVINA**  
by SUPERABRASIVE

**STEP 1**



SA-0046MB (Metal)  
(2 passes with this tool)

**STEP 2**



SA-0070MB (Metal)

**STEP 3**




XQCOR-100 (Hybrid Ceramic)

**STEP 4**




HD-3-0200 (Resin)

**IMPORTANT**



Refer to TDS-238 for more information

**STEP 5**



VF-9-0400 (Felt Resin)

**STEP 6**



VF-9-0800 (Felt Resin)

**STEP 7**




ADCP-9-3000  
(Maintenance Brushing Pad)

For more information, please contact your local LATICRETE representative: ([Click here to find your rep](#)) <https://laticrete.com/en/support-and-downloads/contact-us>



# Installation and Polishing Process

of NXT Level DL (Decorative Layer / No Aggregate)



Equipment Used: L30 series

**FEATURED PRODUCT**



**NXT LEVEL DL**

**FEATURED EQUIPMENT**



**STEP 1**



SA-0070MB (Metal)

**STEP 2**




HD-3-0100 (Copper)

**STEP 3**




HD-3-0200 (Copper)

**STEP 4**



VF-9-0400 (Felt Resin)

**IMPORTANT**



Refer to TDS-238 for more information

**STEP 5**



VF-9-0800 (Felt Resin)

**STEP 6**



ADCP-9-3000  
(Maintenance Brushing Pad)

For more information, please contact your local LATICRETE representative: ([Click here to find your rep](#)) <https://laticrete.com/en/support-and-downloads/contact-us>