



Installation and Polishing Process of NXT Level SP (Salt & Pepper / Medium Aggregate)




Equipment Used: STI-2807 Series

FEATURED EQUIPMENT



FEATURED PRODUCT



STEP 1



16 Grit Tooling
(1 to 2 passes)
571016000



Desired
look

STEP 2



EGT #2 540578002

IMPORTANT



Refer to TDS-238 for more information

STEP 3




EGT #3 540591503

STEP 4




EGT #4 540760004

STEP 5



EGT #5 540800005

STEP 6




EGT #6 540800006

STEP 7



EGT #7 540800007

STEP 8



EGT #8 540800008

For more information, please contact your local LATICRETE representative: ([Click here to find your rep](#)) <https://laticrete.com/en/support-and-downloads/contact-us>



Installation and Polishing Process of NXT Level DL Decorative Layer / No Aggregate)




Equipment Used: STI-2807 Series

FEATURED EQUIPMENT



FEATURED PRODUCT



STEP 1



EGT #1 540574001

STEP 2



EGT #2 540578002

IMPORTANT



Refer to TDS-238 for more information

STEP 3




EGT #3 540591503

STEP 4




EGT #4 540760004

STEP 5




EGT #5 540800005

STEP 6




EGT #6 540800006

STEP 7



EGT #7 540800007

STEP 8



EGT #8 540800008

For more information, please contact your local LATICRETE representative: ([Click here to find your rep](#)) <https://laticrete.com/en/support-and-downloads/contact-us>