



Globally Proven
Construction Solutions

TEXAS MOTOR SPEEDWAY

Project Spotlight



PROJECT:
44,000 ft² (4,088 m²)

SPARTACOTE INSTALLER:
Intertech Flooring – Austin, TX

NORTH GARAGES PHASE 1:
22,000 ft² (2,044 m²) of
NASCAR-grade commercial
garage spaces and safety
inspection bay areas


SOUTH GARAGES PHASE 2:
22,000 ft² (2,044 m²) of
NASCAR-grade commercial
garage spaces and safety
inspection bay areas



Situation


The Texas Motor Speedway®, located in No Limits, TX, is home to several popular NASCAR™ events each year. Everything about the place states no limits. Four Dallas Cowboys' football stadiums fit inside the track. It has the biggest outdoor high definition digital display board in the country. It houses over 190,000 screaming fans that attend the NASCAR events and make Ft. Worth, TX, their home for up to two weeks.

In the fall of 2016, Texas Motor Speedway management partnered up with LATICRETE International to bring high performance SPARTACOTE™ concrete coating systems to the legendary raceway's massive garages. The existing floor surface had a thin film epoxy that was failing and had exceeded its service life. The owners were not looking for just any old epoxy coatings as a replacement. They demanded professional, customized concrete coating systems, which only SPARTACOTE offers.



“This was a big project with a lot of planning involved. My team and I really enjoy working with the SPARTACOTE™ product and appreciate the support LATICRETE® brings to the table. We look forward to doing another coatings project like this soon.”

~ Richard Garcia,
Intertech Flooring



Challenges

Working with design professionals, they initiated their garage floor concept, including custom colors, textures, logos, and specified a moisture mitigating primer coat spanning the concrete surface to minimize any excess moisture found within the existing slab. Texas-based Intertech Flooring was awarded the project due to their excellent reputation in flooring solutions and experience in specialty, high profile projects such as this one.

The Intertech crew began surface preparation procedures by shot blasting and grinding the existing concrete to CSP 3. DRYTEK™

Moisture Vapor Barrier, the 100% solids epoxy moisture mitigating primer manufactured by LATICRETE, requires floors prepared to a CSP 3 for proper adhesion. Shot blast or heavy grinding is typically the best way to achieve CSP 3 for concrete surface preparation. Floor preparation is often the most time-consuming part of a professional SPARTACOTE coatings project. It is also the most important part of a successful coatings project despite the type of resin applied. After grinding, the floor was repaired using SPARTACOTE FAST FIX™ to treat the joints and areas of the concrete that scaled and spalled.

A LATICRETE Solution

After Intertech completed the surface preparation, the crew began to mix and apply the DRYTEK™ Moisture Vapor Barrier (MVB) moisture mitigation primer. This particular moisture mitigator is unique in that the contractor can pigment the resin a particular color for it to act as the base colored primer coat within the coating system, saving the installer a step in the SPARTACOTE™ coatings process. This product saves both the installer and floor owner time and money in returning floors to service as well as giving them a warranty against moisture-related failures. The crew rolled out the pigmented grey DRYTEK MVB across all 22,000 ft² (2,044 m²) of prepared concrete at 12 mils thickness and allowed it to cure for 12 hours.

Upon full cure, the crew buffed the surface using a swing machine with 100 grit screens and then thoroughly cleaned it. Next, the Intertech crew began mixing and rolling out solid color and cherry red Metallic mid-coats of SPARTACOTE material that served as the outline for the rectangle leading to the massive, 90 ft (27.4 m) Texas

Motor Speedway® logo in the middle. (Note: in phase 2 of the garage installation, a cobalt blue SPARTACOTE Metallic color was applied over the black base coat.) They also applied the black base coat in the inspection bay areas within the space so that they would be prepared for safety yellow striping. The mid-coats had SPARTACOTE Grip added to the coating for additional foot traction.


Once the mid-coats cured, the Intertech crew applied the monstrous-sized Texas Motor Speedway logo over the Metallic coating. This stencil serves as the logo's adhesive, ensuring exacting precision. The team applied, tamped-down, and carefully removed the backing adhesive and saw that Texas Motor Speedway's logo turned out flawlessly. The Intertech crew then applied a final clear SPARTACOTE topcoat over all 22,000 ft² (2,044 m²) of garage space to lock in all colors, textures and logos, and to ensure a seamless, durable finish.



Outcome

Texas Motor Speedway Vice President of Operations Mat Stolley was enthusiastic with the finished, custom SPARTACOTE floor, stating, "I think the NASCAR® and Indy teams, when they come to see this, they're just going to say WOW! Look at this thing! This is as nice as any NASCAR garage I've ever been in."

The Intertech team completed and turned over the Phase 1 of the Texas Motor Speedway north commercial garage project in October 2016 in time for the Texas 500 NASCAR event in November. Phase 2 was completed in February 2017.





TEXAS
MOTOR SPEEDWAY



LATICRETE International, Inc. | One LATICRETE Park North, Bethany, CT 06524-3423 USA | 1.800.243.4788 | +1.203.393.0010 | www.laticrete.com

A-8099-0317 ©2017 LATICRETE International, Inc. All trademarks shown are the intellectual properties of their respective owners.